



COUNTRY BRIEF

Population	Ease of doing business rank
14 905 000	151st
Length of coastline	EEZ/EFZ
N/A	N/A
Average GDP growth	GDP per capita
N/A	USD 1 498

GDP from fisheries

N/A

Fish available for consumption

3.5 kg/capita

Imports of fish and fish
products - 2019

USD 8 557 950

Agricultural GDP from fisheries

N/A

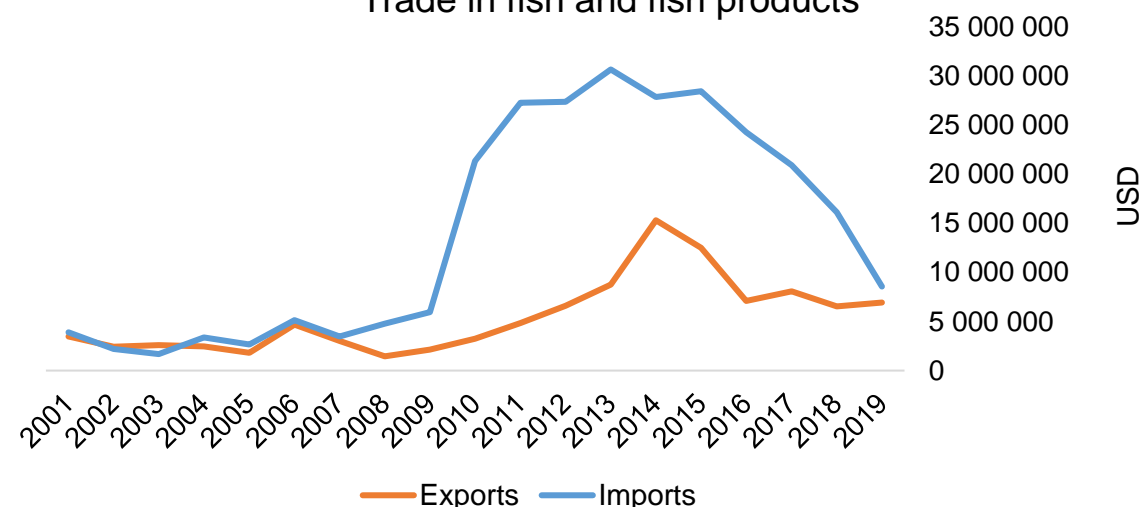
Fisheries and aquaculture
production

Total	29 226 tonnes
Fisheries	57%
Aquaculture	43%

Exports of fish and fish
products - 2019

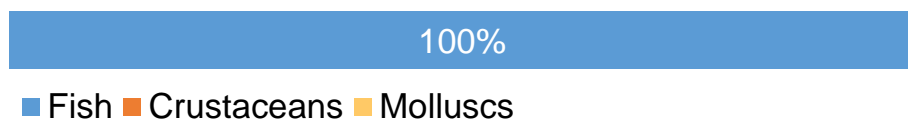
USD 6 951 650

Trade in fish and fish products

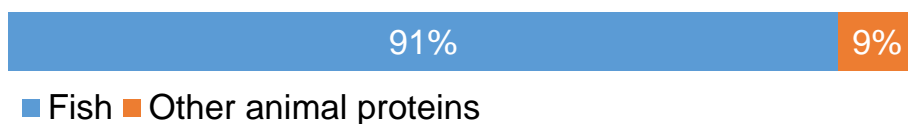



Production and Trade Breakdown

Production by volume



Imports by value



Exports by value



Production - Top 10 Species (Volume)

		Tonnes
1 st	Tilapias nei	17 702
2 nd	Dagaas (Kapenta)	5 801
3 rd	Freshwater fishes nei	5 673
4 th	Rainbow trout	39
5 th	North African catfish	6
6 th	Redbreast tilapia	6
7 th	Giant river prawn	<1

Imports - Top 10 Products (Value)

1 st	Fish, as specified in 0305.54	dried, whether or not salted; not smoked HS 0305.54	USD 2 367 090
2 nd	Fish	dried, whether or not salted; not smoked HS 0305.59	2 001 870
3 rd	Jack, horse mackerel	frozen; excluding fillets, livers and roes HS 0303.55	1 433 590
4 th	Flours, meals, pellets. Unfit for human consumption	from fish or aquatic invertebrates HS 2301.20	578 890
5 th	Mackerel	frozen; excluding fillets, livers and roes HS 0303.54	575 350
6 th	Hake	frozen fillets HS 0304.74	253 860
7 th	Fish, other than species in 1604	prepared or preserved; whole or in pieces HS 1604.19	236 760
8 th	Shrimps, prawns	frozen HS 0306.17	207 470
9 th	Hake	frozen; excluding fillets, livers and roes HS 0303.66	160 700
10 th	Tunas, skipjack, bonito	prepared or preserved; whole or in pieces HS 1604.14	79 160

Exports - Top 10 Products (Value)

1 st	Tilapias	frozen; excluding fillets, livers and roes HS 0303.23	USD 2 993 680
2 nd	Fish	frozen; excluding fillets, livers and roes HS 0303.69	2 871 260
3 rd	Flours, meals, pellets. Unfit for human consumption	from fish or aquatic invertebrates HS 2301.20	406 290
4 th	Non-freshwater ornamental fish	live HS 0301.19	293 140
5 th	Carp, eels	fresh or chilled fillets HS 0304.39	190 440
6 th	Tilapias	fresh or chilled fillets HS 0304.31	91 640
7 th	Fish	fresh or chilled fillets HS 0304.49	48 910
8 th	Tilapias	frozen fillets HS 0304.61	40 080
9 th	Sardines, sardinella, brisling or sprats	prepared or preserved; whole or in pieces HS 1604.13	15 160
10 th	Fish	dried, whether or not salted; not smoked HS 0305.59	1 050

A GLOBEFISH Product

Information, Disclaimer

Sources

Established in 1984, GLOBEFISH is a multi-donor funded project in the Fisheries Division of the Food and Agriculture Organization of the United Nations (FAO), responsible for providing up-to-date market and trade information on fish and fish products.

[Visit our website](#)

[Subscribe to our newsletter](#) or [email us](#)

Recent Publications



[Globefish Highlights](#)

Our flagship publication, focused on prices and analysis of market trends covering a variety of major commodities. Released quarterly.



[Chinese Fish Price Report](#)

Comprehensive coverage of Chinese price trends, market information for commercially significant species, along with industry news and policy updates. Released quarterly.



[European Price Report](#)

Market and price analysis for fish and fish products in the European market. Released monthly.



This is the second edition of the GLOBEFISH Market Profiles produced for this country, and was made at the beginning of 2022.

These profiles are based on nationally reported data or information published by international agencies. As the profile is intended to reflect the most up to date information available, reporting years may vary between sections and commodities.

The designations employed and the presentation of material in this information product do not imply the expression of any opinion whatsoever on the part of FAO concerning the legal or constitutional status of any country, territory or sea area, or the delimitation of frontiers or boundaries.

The data herein presented is compiled by FAO staff at the time of its production, "as is" and "as available", and every effort is made to ensure, but not guarantee, their timeliness, accuracy and completeness. FAO assumes no responsibility for errors and omissions in the data provided. Users are, however, kindly asked to report any errors or deficiencies in this product to FAO GLOBEFISH (globefish@fao.org).

Please note

Re-exports and re-imports are not included. The term N/A has been used to indicate that information was not found in the indicated sources. The classification of fish and fish products as either processed or unprocessed is very broad, and is intended for indicative purposes only.

[HS codes for fish and fish products](#)

International trade codes for fish and fish products in a user friendly format.



Sources and time periods:

-Fishing and aquaculture production (2019):
FAO's [Global Fishery and Aquaculture Production Statistics](#)

-Fish available for consumption (2017):
FAO's [Fishery and Aquaculture Statistics 2019](#)

-Population (2019), GDP Growth (2015-2019), GDP per Capita (2019):
IMF's [World Economic Outlook Databases](#)

-Imports, Exports and Share of Trade (2000-2019):
FAO's [Global Fishery and Aquaculture Commodities Statistics](#)

-GDP, GDP from fisheries, GDP from agriculture (2019):
World Bank's [World Development Indicators](#),
OECD's [National Accounts Statistics](#) or
UNSD's [National Accounts](#)

-Ease of doing business (2019):
World Bank's [Ease of Doing Business](#) ranking

-Length of Coastline, Exclusive Economic Zone, Exclusive Fishing Zone (2003):
UNEP's [Global Environment Outlook](#)

[GLOBEFISH](#)

Explore more market information on the GLOBEFISH website



[GLOBEFISH on ISSUU](#)

Read GLOBEFISH publications on ISSUU

